

## Device connector, front mounting - ST-8ES1N8AW400S - 1613630

Please be informed that the data shown in this PDF Document is generated from our Online Catalog. Please find the complete data in the user's documentation. Our General Terms of Use for Downloads are valid (<http://phoenixcontact.com/download>)



Device connector, front mounting, straight, SPEEDCON locking, M17, Number of positions: 5+3+PE, Type of contact: Socket, Crimp connection, Axial O-ring, 4xØ2,7, shielded: yes, Flange dimensions: 21.6 mm x 21.6 mm

The figure shows the 4-pos. (3+PE) product version

### Why buy this product

- Consistent EMC protection for reliable connection solutions in the industrial environment
- Crimping connection: vibration- and temperature-resistant assembly
- Flexible mounting, thanks to snap-in contact inserts



### Key Commercial Data

Packing unit	1 STK
GTIN	
GTIN	4046356442398

### Technical data

#### General

Note	Order information: Order crimp contacts 5 x 0.6 mm, 4 x Ø 1 mm separately
Type of locking	SPEEDCON locking
Direction of rotation of contact chamber numbering	Standard
Coding	N
Contact connection method	Crimp connection
Type of contacts	Socket
Number of positions	9
Contact diameter of power contacts	1 mm
Nominal current per power contact at 25°C	14 A
Contact diameter of signal contacts	0.6 mm
Nominal current per signal contact at 25°C	3.6 A

# Device connector, front mounting - ST-8ES1N8AW400S - 1613630

## Technical data

### General

Pg housing screw connection	none
Mounting type	4xØ2,7

### Ambient conditions

Ambient temperature	-40 °C ... 125 °C
Degree of protection	IP67

### Specifications according to DIN EN 61984:2001

Installation height max.	3000 m
Nominal / operating voltage of power contacts	630 V
Rated surge voltage of power contacts	6 kV
Overvoltage category of power contacts	III
Degree of pollution of power contacts	3
Nominal / operating voltage of signal contacts	60 V
Rated surge voltage of signal contacts	1.5 kV
Overvoltage category of signal contacts	III
Degree of pollution of signal contacts	3

### Environmental Product Compliance

China RoHS	Environmentally Friendly Use Period = 50
	For details about hazardous substances go to tab "Downloads", Category "Manufacturer's declaration"

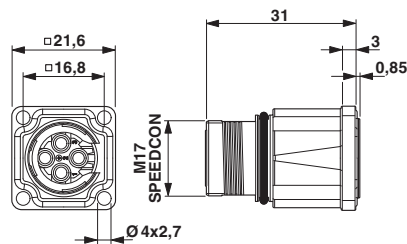
## Drawings

Schematic diagram



Connector pin assignment

Dimensional drawing



## Approvals

### Approvals

Approvals


UL Recognized / cUL Recognized / EAC / cULus Recognized


Ex Approvals

# Device connector, front mounting - ST-8ES1N8AW400S - 1613630

## Approvals

### Approval details

UL Recognized		<a href="http://database.ul.com/cgi-bin/XYV/template/LISEXT/1FRAME/index.htm">http://database.ul.com/cgi-bin/XYV/template/LISEXT/1FRAME/index.htm</a>	FILE E 335019
mm <sup>2</sup> /AWG/kcmil	0.5		
Nominal current I <sub>N</sub>	3.5 A		
Nominal voltage U <sub>N</sub>	600 V		

cUL Recognized		<a href="http://database.ul.com/cgi-bin/XYV/template/LISEXT/1FRAME/index.htm">http://database.ul.com/cgi-bin/XYV/template/LISEXT/1FRAME/index.htm</a>	FILE E 335019
mm <sup>2</sup> /AWG/kcmil	0.5		
Nominal current I <sub>N</sub>	3.5 A		
Nominal voltage U <sub>N</sub>	600 V		

EAC		B.01742
-----	---	---------

cULus Recognized		<a href="http://database.ul.com/cgi-bin/XYV/template/LISEXT/1FRAME/index.htm">http://database.ul.com/cgi-bin/XYV/template/LISEXT/1FRAME/index.htm</a>
------------------	---	---

Phoenix Contact 2017 © - all rights reserved  
<http://www.phoenixcontact.com>

PHOENIX CONTACT GmbH & Co. KG  
Flachsmarktstr. 8  
32825 Blomberg  
Germany  
Tel. +49 5235 300  
Fax +49 5235 3 41200  
<http://www.phoenixcontact.com>