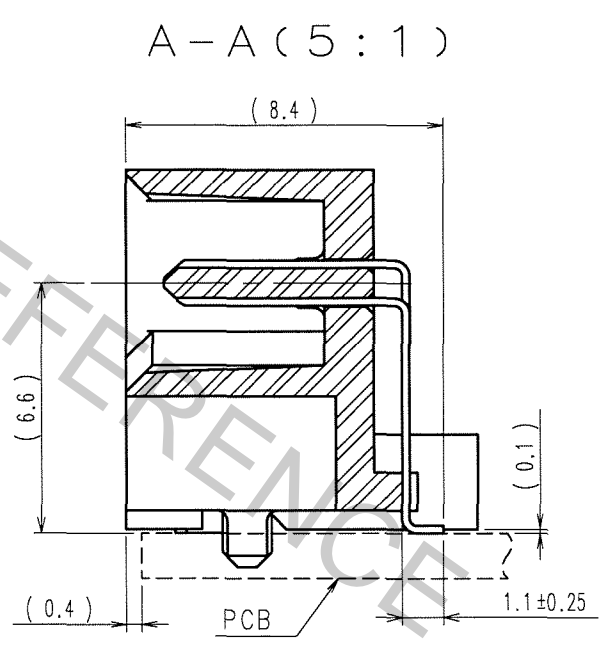
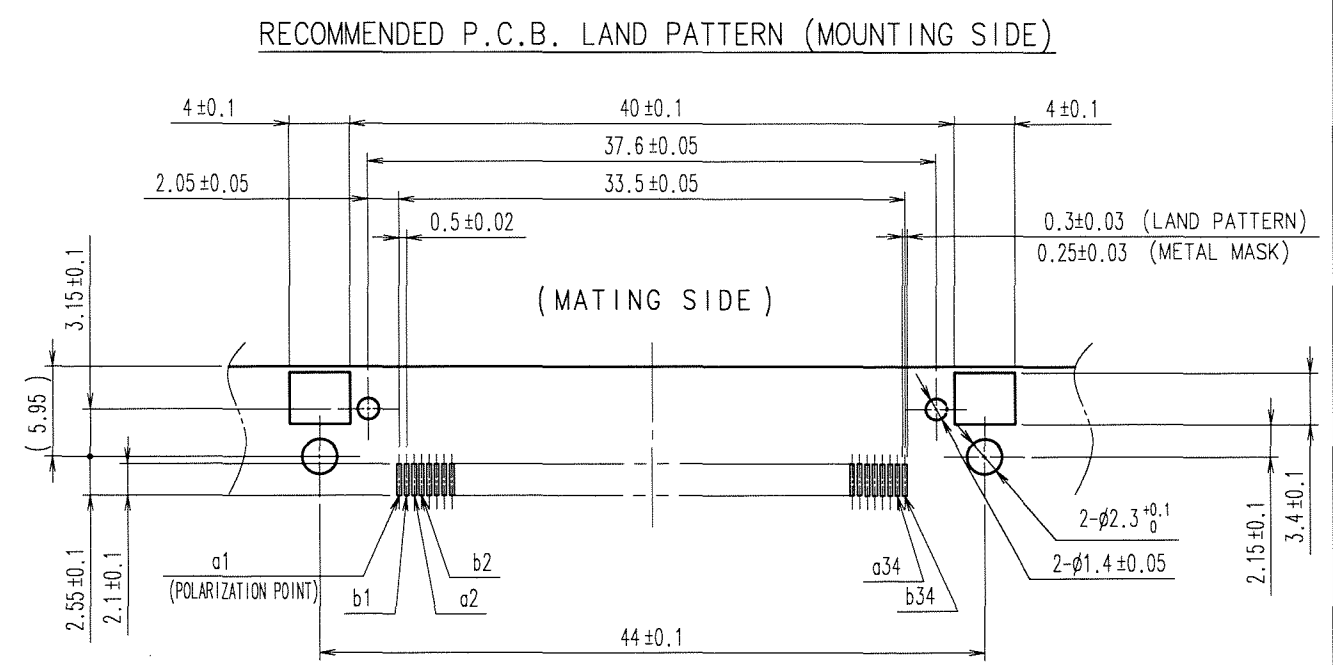
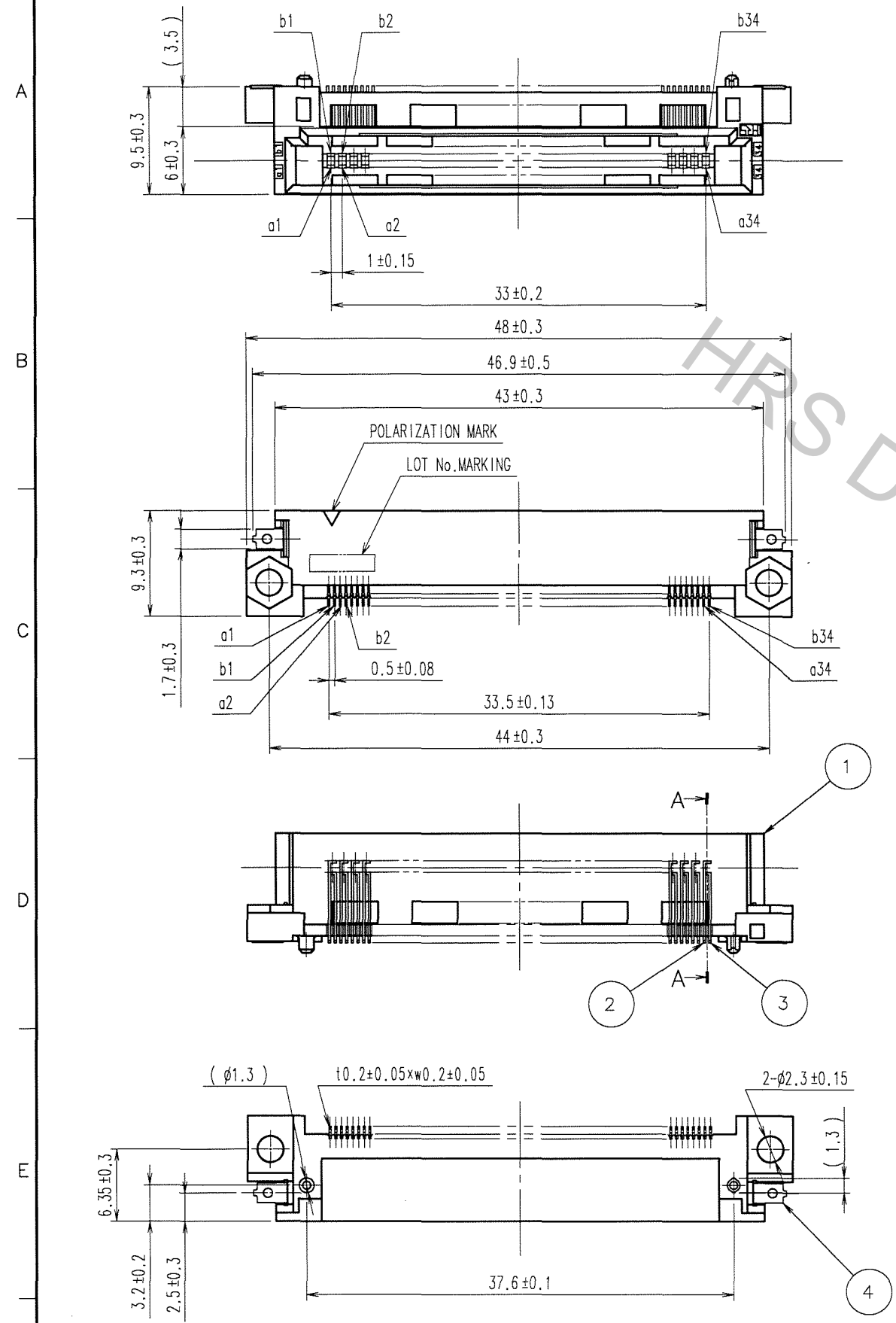


Apr.1.2017 Copyright 2017 HIROSE ELECTRIC CO., LTD. All Rights Reserved.

COUNT	DESCRIPTION OF REVISIONS	BY	CHKD	DATE	COUNT	DESCRIPTION OF REVISIONS	BY	CHKD	DATE



NOTE 1 LEAD CO-PLANARITY INCLUDING REINFORCED METAL FITTINGS TO BE 0.1 MAX.
 2 NOTE THAT THE REFERENCE TIGHTENING TORQUE IS 0.15 N·m.
 3 THE DIMENSIONS IN PARENTHESES ARE FOR REFERENCE.

4	BRASS	TIN-PLATING	2, 3	BRASS	CONTACT AREA : GOLD 0.1μm min. LEAD AREA : TIN-PLATING 1μm min. UNDER PLATING : NICKEL 1μm min.
1	POLYAMIDE	BEIGE UL94V-0			
NO.	MATERIAL	FINISH, REMARKS	NO.	MATERIAL	FINISH, REMARKS
CODE NO. (OLD) CL		DRAWN K.D01 '06.09.30	DESIGNED <i>K. Doi</i> '06.09.30	CHECKED <i>K. Ogiwara</i> '06.10.04	APPROVED <i>H. Okawa</i> '06.10.04
SCALE 2 : 1		DRAWING NO. EDC3-151391-21		PART NO. FX5-68P-SH3(71)	
UNITS mm		HRS HIROSE ELECTRIC CO., LTD.		CODE NO. CL575-0048-0-71	

TO