Alle Rechte vorbehalten/ *All rights reserved*

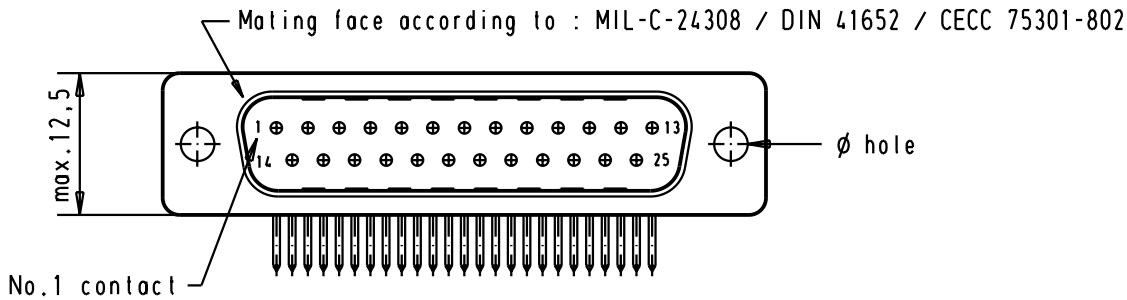

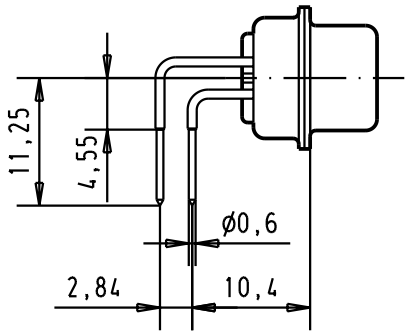

PCB board layout
component side

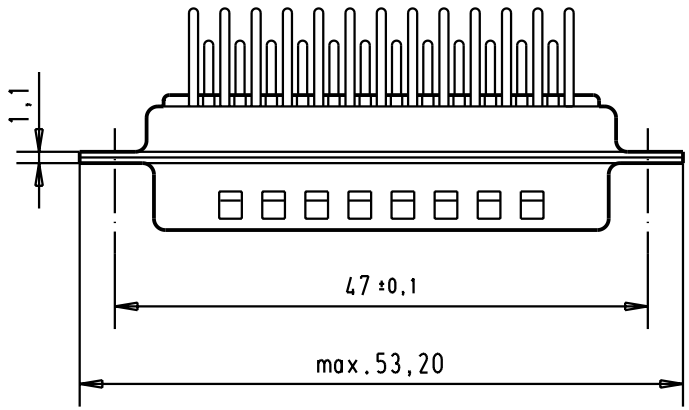

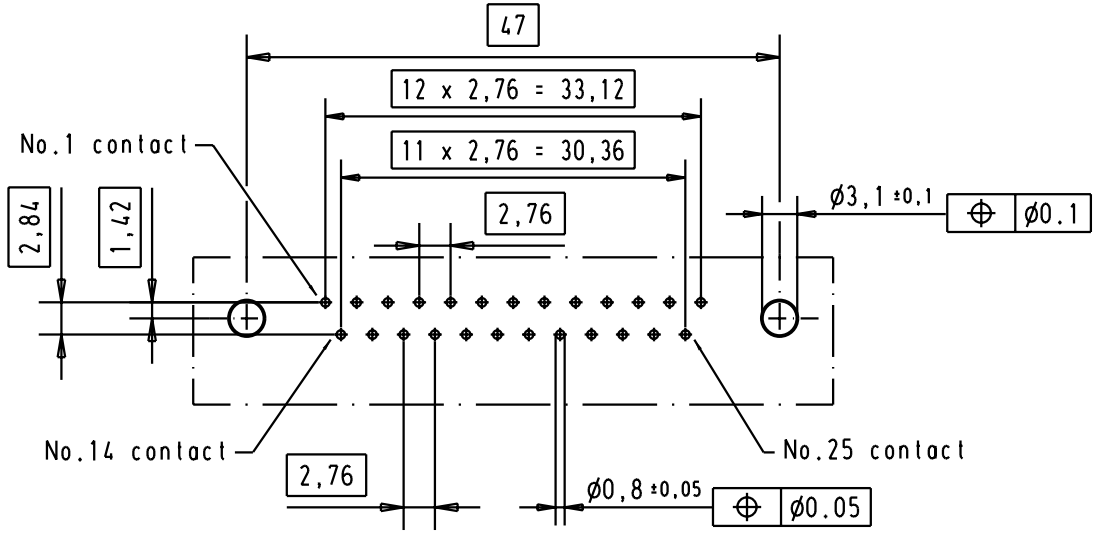

09 67 025 5664	3.1 ± 0.1	2			
09 67 025 5663	3.1 ± 0.1	3			
			29767	09-APR-02	CV
Part number	ø hole	Performance level	Mod.	Dat.	Name

	Dat.	Name
Detail.	09-APR-02	CV
Insp.		
Stand.		

All Dim. in mm
Orig. Size DIN A 4

D-Sub, Male, Angled, 25 Poles
with turned contacts, solder pins
and without fixing brackets

Maßstab/ *Scale* 1.5:1

HARTING EURL
F-95972 Paris

TB 0967025566x

Sub.

Blatt/ *Page* 1