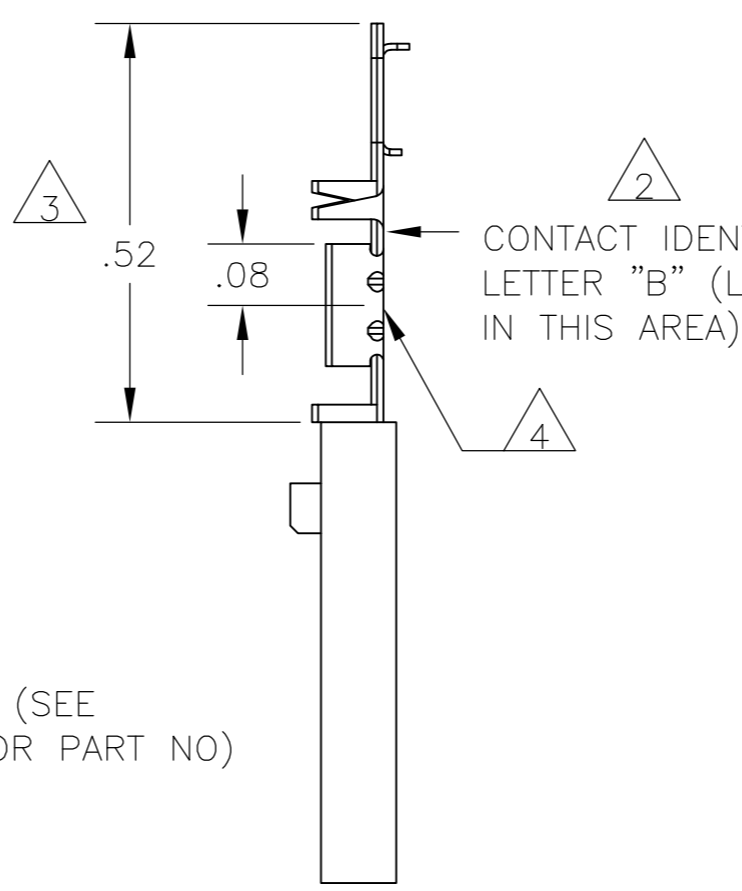
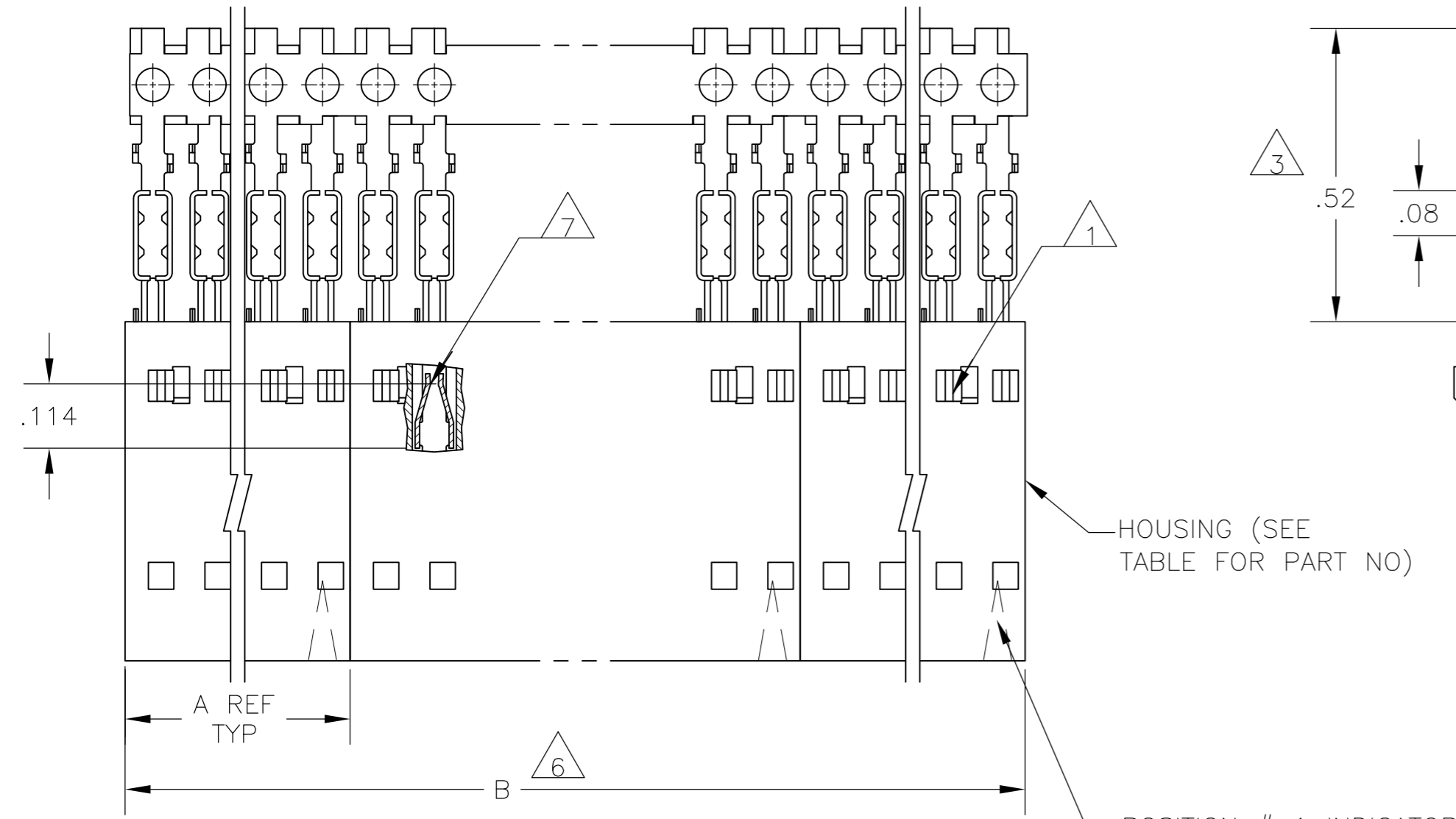
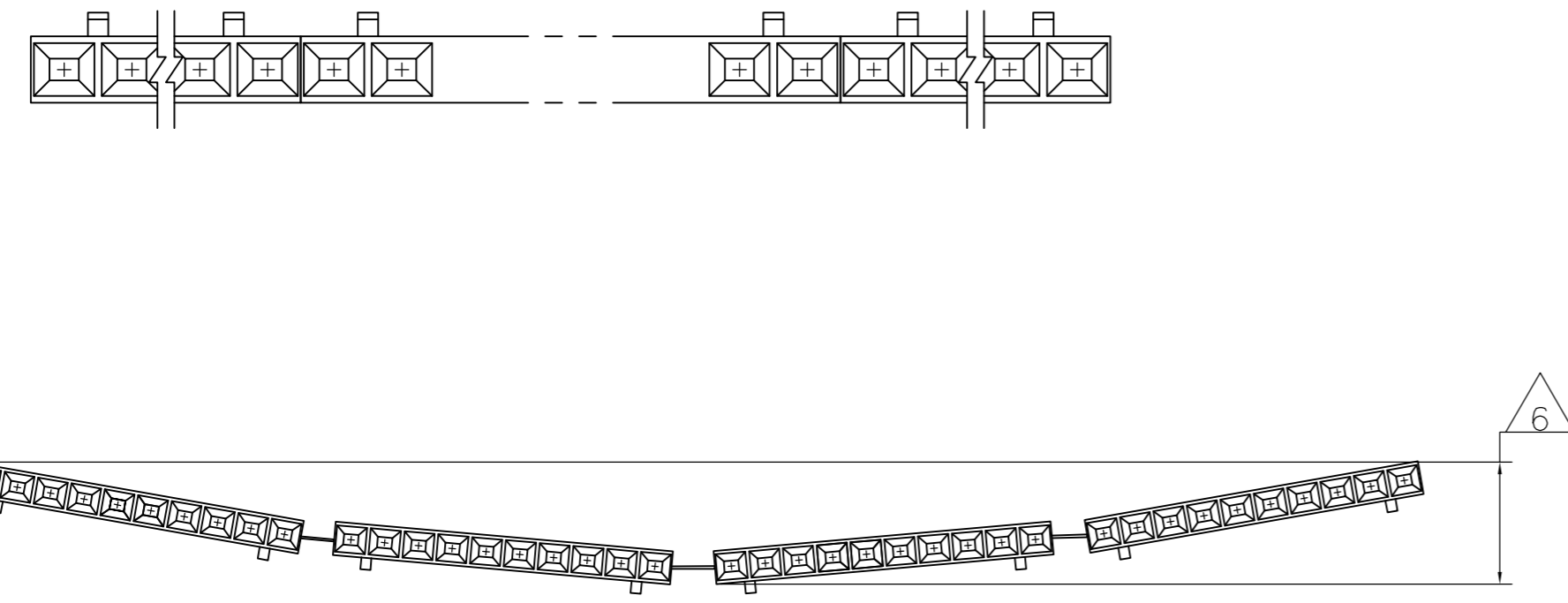


THIS DRAWING IS UNPUBLISHED. RELEASED FOR PUBLICATION  
 © COPYRIGHT BY TYCO ELECTRONICS CORPORATION. ALL RIGHTS RESERVED.

LOC		DIST		REVISIONS			
P	LTR	DESCRIPTION		DATE	DWN	APVD	
	H	EC 0G3C 0759 04		29JAN05	BSV	JLG	
	H1	REVISED PER ECO-09-020689		02SEP09	KK	AEG	



- 1 CONTACTS ARE LATCHED INTO THE PRELOAD WINDOWS
- 2 USE WITH #22-#26 AWG WIRE SIZE, .054/.030 INSULATION DIAMETER, .015 MAXIMUM INSULATION THICKNESS
- 3 THE DIMENSION APPLIES WITH THE FORWARD PRELOAD STOP IN CONTACT WITH THE HOUSING SURFACE
- 4 POINT OF MEASUREMENT FOR PLATING THICKNESS
- 5 FOR INDIVIDUAL ASSEMBLIES SEE PART NUMBER 103900
- 6 ASSEMBLIES ARE JOINED BY THE CARRIER STRIP. ORDER QUANTITY REFLECTS TOTAL NUMBER OF INDIVIDUAL ASSEMBLIES REQUIRED. SEE TABLE FOR NUMBER OF ASSEMBLIES PER STRIP.
- 7 POINT OF MEASUREMENT FOR PLATING THICKNESS (INSIDE BEAMS)
- 8 MAXIMUM ALLOWABLE BOW OF ASSEMBLY NOT TO EXCEED .055.
- 9 CONTACTS: .000030 GOLD IN THE CONTACT AREA, .000050-.000100 BRIGHT TIN-LEAD ON THE TERMINATION AREA, ALL OVER .000050 NICKEL
- 10 CONTACTS: .000030 GOLD IN THE CONTACT AREA, .000050-.000100 MATTE TIN ON THE TERMINATION AREA, ALL OVER .000050 NICKEL
- 11 OBSOLETE PARTS: OBSOLETE CIS STREAMLINING PER D.RENAUD/D.SINISI



EXAMPLE: STRIP ASSEMBLY  
SCALE 2:1

11	OBSOLETE	10	2	2.40	1.198	1-103648-1	12	6-103970-1
11	OBSOLETE	10	2	2.20	1.098	1-103648-0	11	6-103970-0
11	OBSOLETE	10	2	2.00	0.998	103648-9	10	5-103970-9
11	OBSOLETE	10	2	1.80	0.898	103648-8	9	5-103970-8
11	OBSOLETE	10	2	1.60	0.798	103648-7	8	5-103970-7
11	OBSOLETE	10	4	2.39	0.598	103648-5	6	5-103970-5
11	OBSOLETE	10	4	1.99	0.498	103648-4	5	5-103970-4
		10	5	1.99	0.398	103648-3	4	5-103970-3
		10	8	2.40	0.298	103648-2	3	5-103970-2
		10	10	2.00	0.198	103648-1	2	5-103970-1
11	OBSOLETE	9	2	2.40	1.198	1-103648-1	12	1-103970-1
11	OBSOLETE	9	2	2.20	1.098	1-103648-0	11	1-103970-0
11	OBSOLETE	9	2	2.00	0.998	103648-9	10	103970-9
11	OBSOLETE	9	2	1.80	0.898	103648-8	9	103970-8
11	OBSOLETE	9	2	1.60	0.798	103648-7	8	103970-7
11	OBSOLETE	9	2	1.40	0.698	103648-6	7	103970-6
11	OBSOLETE	9	4	2.39	0.598	103648-5	6	103970-5
		9	4	1.99	0.498	103648-4	5	103970-4
		9	5	1.99	0.398	103648-3	4	103970-3
		9	8	2.40	0.298	103648-2	3	103970-2
		9	10	2.00	0.198	103648-1	2	103970-1
	PLATING	6	B	A		HOUSING PART NUMBER 1 REQD	NO OF POSN PER ASSY	ASSEMBLY PART NUMBER ON STRIP

THIS DRAWING IS A CONTROLLED DOCUMENT.

DWN L. MAYER 05 NOV 1986  
 CHK P.C.DEJONG 12-11-86  
 APVD 12-11-86

TOLERANCES UNLESS OTHERWISE SPECIFIED:  
 0 PLC ± -  
 1 PLC ± -  
 2 PLC ± .02  
 3 PLC ± .005  
 4 PLC ± -  
 ANGLES ± -  
 FINISH SEE TABLE

PRODUCT SPEC 108-25034  
 APPLICATION SPEC 114-25026

WEIGHT -

Customer Drawing

Tyco Electronics Corporation  
 Harrisburg, Pa 17105-3608

RCPT ASSY, AMPMODU MTE, SINGLE ROW,  
 .100 CL WITH GUIDE RIBS,  
 FOR #22-#26 AWG WIRE SIZE, STRIP FORM

SIZE A2 CAGE CODE 00779 DRAWING NO C-103970 RESTRICTED TO -

SCALE 4:1 SHEET 1 OF 1 REV H1