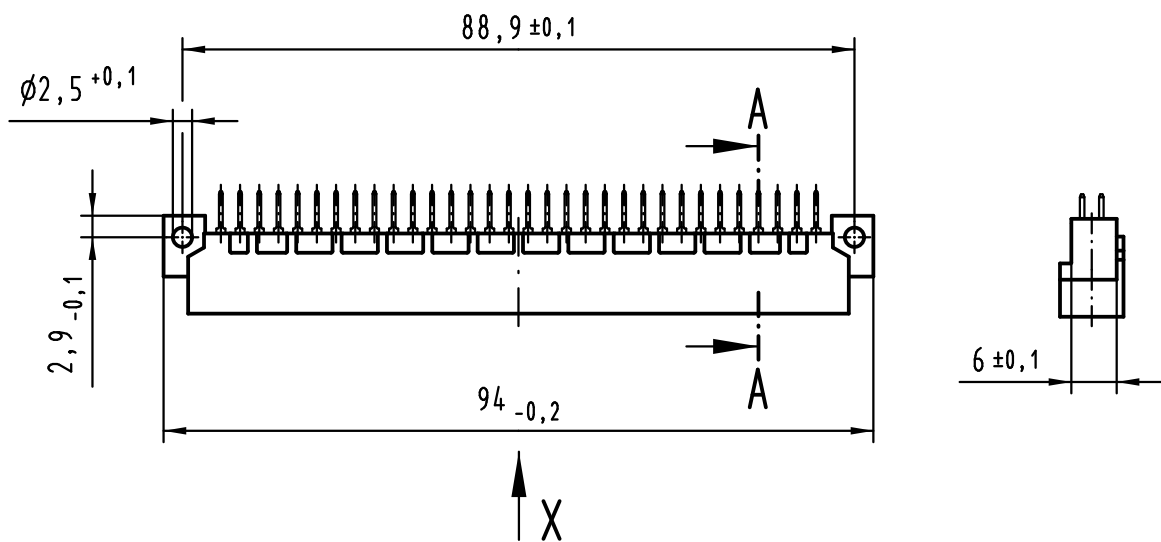
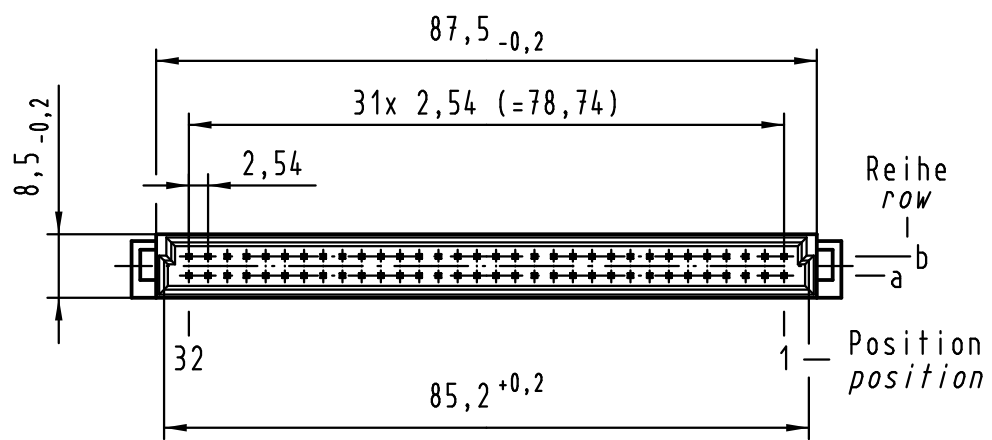
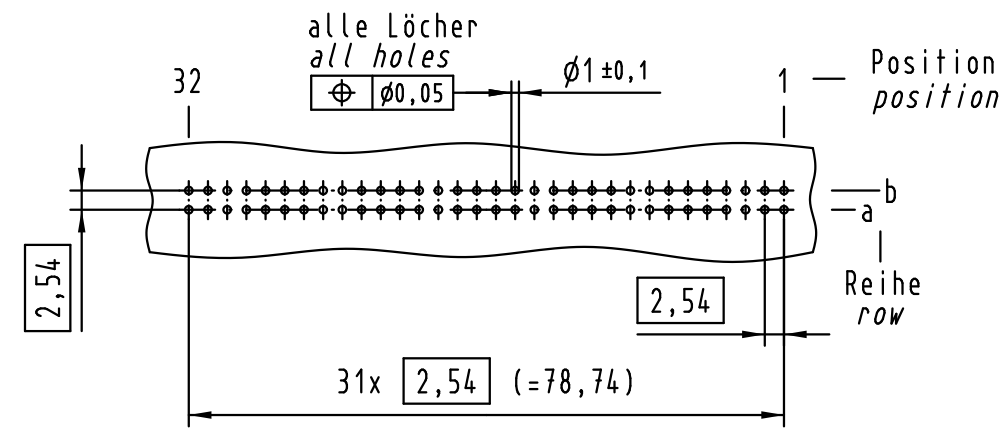
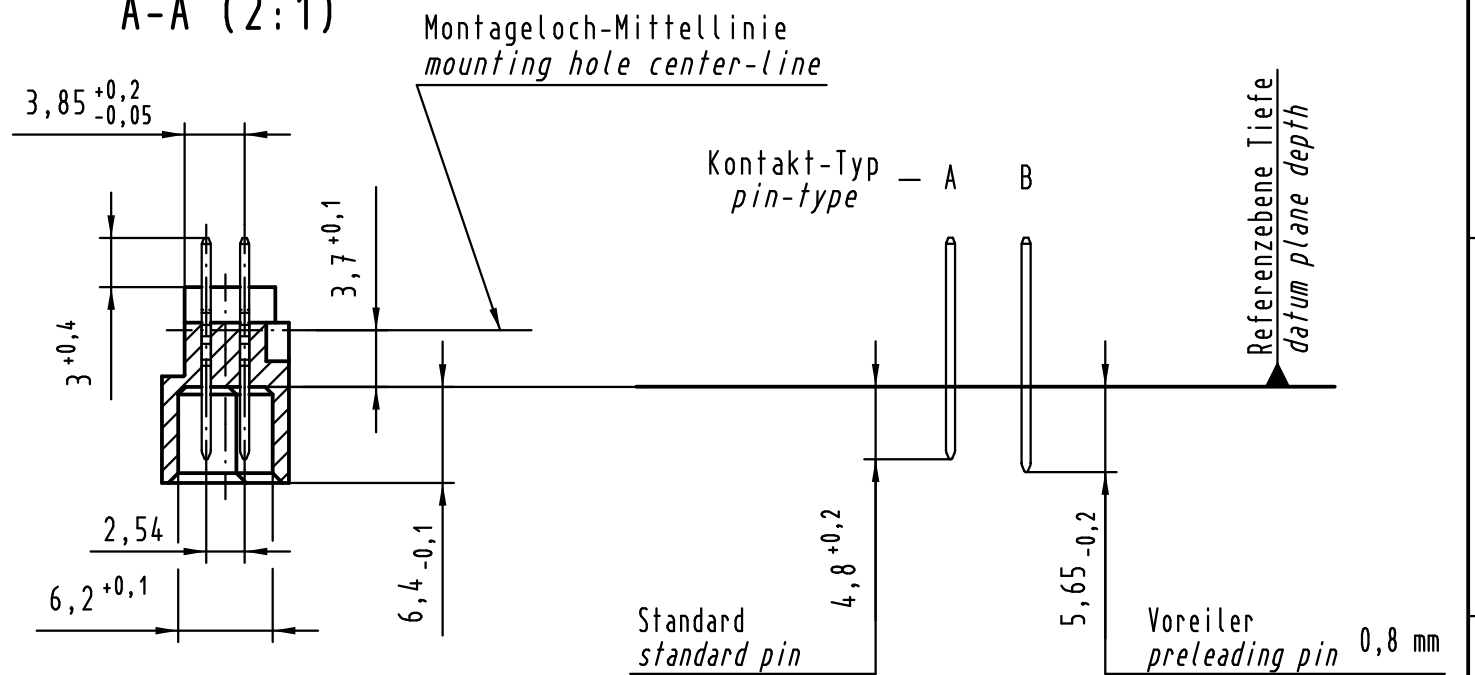


Alle Rechte vorbehalten/ All rights reserved

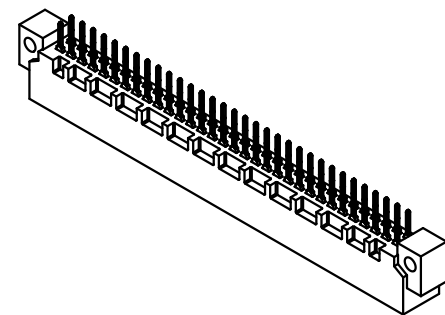
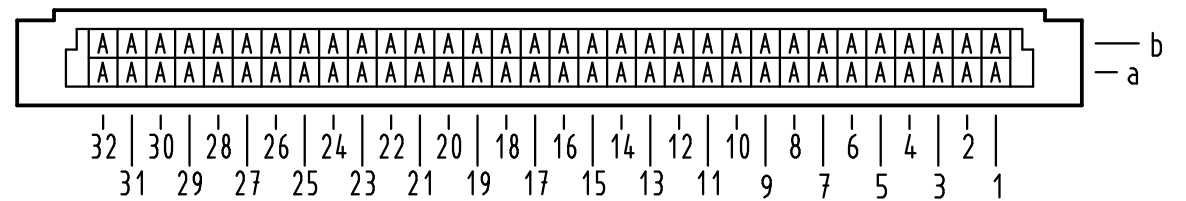
X
Lochbild
board drillings



A-A (2:1)



X
Kontaktbelegung
contact loading



① weitere Informationen siehe: DS 09 03 120 02 01
further information see: DS 09 03 120 02 01

09 02 164 7922	3
09 02 164 6922	2
09 02 164 2922	1
Bestell-Nr. part-no.	Anforderungsstufe performance level ①

All Dimensions in mm Original Size DIN A 3		Techn. Character.			Nicht tolerierte Maßel/Free size tolerances IEC 60603-2
		Dat.	Name	Maßstab/Scale	
		Detail.	21.07.00 Rie.	1:1	Bauform / type B Messerleiste Einlöt 64-polig male connector solder 64-pole
36467	16.12.11 Hage.	Insp.	21.07.00 Pa.		
35345	10.10.08 Hage.	Stand.			
34650	24.10.07 Hage.	HARTING Electronics GmbH & Co. KG			TB 09 02 164 x922
28028		D-32339 ESPELKAMP			
Mod.	Dat.	Name			Blatt/ page

Nicht tolerierte Maßel/Free size tolerances IEC 60603-2	
Bauform / type B Messerleiste Einlöt 64-polig male connector solder 64-pole	
TB 09 02 164 x922	Blatt/ page
Sub.	