

UMK- 1 OM-R/AMS

Order No.: 2983002




<http://eshop.phoenixcontact.de/phoenix/treeViewClick.do?UID=2983002>

The UMK-1 OM-R/AMS is the wiring interface and coupling level in one unit: Diagnostic and status indicator, polarity and surge protection at the input, assembly option with solid-state relay up to 350 V DC/1 A or 480 V AC/5 A



Commercial data

GTIN (EAN)	 4 046356 149501
sales group	G132
Pack	1 pcs.
Customs tariff	85389091
Catalog page information	Page 303 (IF-2009)

Product notes

WEEE/RoHS-compliant since:
03/30/2007



<http://www.download.phoenixcontact.com>
Please note that the data given here has been taken from the online catalog. For comprehensive information and data, please refer to the user documentation. The General Terms and Conditions of Use apply to Internet downloads.

Technical data

Input data

Nominal input voltage U_N	24 V DC
Typical input current at U_N	2 mA (without plug-in module)
Type of protection	Protection against polarity reversal

Protective circuit/component	Polarity protection diode
Status display/channel	Yellow LED

Output data

Contact type	1 N/O contact (double contact)
Maximum switching voltage	230 V AC 550 V AC
Minimum switching voltage	24 V AC
Limiting continuous current	5 A
Error detection (line break / short-circuit)	no

General data

With components	Yes
Width	22.5 mm
Height	77 mm
Depth	72 mm
Ambient temperature (operation)	-20 °C ... 60 °C
Ambient temperature (storage/transport)	-20 °C ... 70 °C
Standards/regulations	DIN EN 50178
Operating mode	100% operating factor
Mounting position	Any
Assembly instructions	In rows with zero spacing
Pollution degree	2
Surge voltage category	III
Housing insulation material	PVC, side panel PA non-reinforced,
Color	green

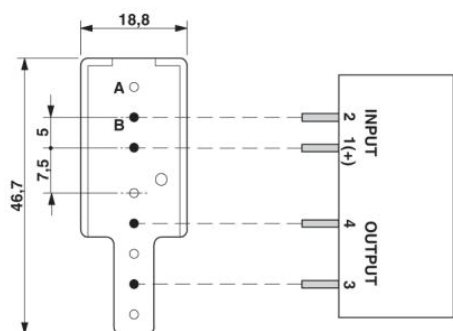
Connection data

Connection 1	Input
Type of connection	Screw connection
Number of positions	2
Conductor cross section stranded min.	0.2 mm ²
Conductor cross section stranded max.	2.5 mm ²
Conductor cross section solid min.	0.2 mm ²
Conductor cross section solid max.	4 mm ²
Conductor cross section AWG/kcmil min.	24
Conductor cross section AWG/kcmil max	12

Screw thread	M3
Stripping length	8 mm
Connection 2	Output
Type of connection	Screw connection
Number of positions	2
Conductor cross section solid min.	0.2 mm ²
Conductor cross section solid max.	6 mm ²
Conductor cross section stranded min.	0.2 mm ²
Conductor cross section stranded max.	4 mm ²
Conductor cross section AWG/kcmil min.	24
Conductor cross section AWG/kcmil max	10
Screw thread	M3
Stripping length	8 mm

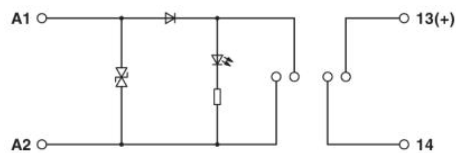
Diagrams/Drawings

Dimensioned drawing



A = without metal
 B = with metal

Circuit diagram



Address

PHOENIX CONTACT Deutschland GmbH
Flachmarktstr. 8
32825 Blomberg, Germany
Phone +49 5235 3 12000
Fax +49 5235 3 41200
<http://www.phoenixcontact.de>



© 2011 Phoenix Contact
Technical modifications reserved;