

Solid-state relay module - PLC-OSC-125DC/ 24DC/ 2 - 2980050

Please be informed that the data shown in this PDF Document is generated from our Online Catalog. Please find the complete data in the user's documentation. Our General Terms of Use for Downloads are valid (<http://phoenixcontact.com/download>)




PLC-INTERFACE, consisting of PLC-BSP.../21 basic terminal block with screw connection and plug-in miniature solid-state relay, for mounting on NS 35/7,5, 1 N/O contact, input: 125 V DC, output: 3 - 33 V DC/3 A

Why buy this product

- Slim design
- Efficient connection to system cabling using V8 adapter
- RT III sealed solid-state relay
- Integrated input circuit
- Functional plug-in bridges
- High switching power
- Zero voltage switch at AC output



Key Commercial Data

Packing unit	10 STK
GTIN	 4 017918 619053
GTIN	4017918619053
Sales Key	08

Technical data

Note

Utilization restriction	EMC: class A product, see manufacturer's declaration in the download area
-------------------------	---------------------------------------------------------------------------

Dimensions

Width	6.2 mm
Height	80 mm
Depth	94 mm

Ambient conditions

Ambient temperature (operation)	-25 °C ... 60 °C
---------------------------------	------------------

Solid-state relay module - PLC-OSC-125DC/ 24DC/ 2 - 2980050

Technical data

Ambient conditions

Ambient temperature (storage/transport)	-25 °C ... 70 °C
-----------------------------------------	------------------

Input data

Nominal input voltage U_N	125 V DC
Input voltage range in reference to U_N	0.8 ... 1.1
Input voltage range	100 V DC ... 137.5 V DC
Switching threshold "0" signal in reference to U_N	≤ 0.3
Switching threshold "1" signal in reference to U_N	≥ 0.8
Typical input current at U_N	3 mA
Typical response time	40 μ s (at U_N)
Typical turn-off time	600 μ s (at U_N)
Operating voltage display	Yellow LED
Type of protection	Reverse polarity protection
Protective circuit/component	Polarity protection diode
Transmission frequency	100 Hz
Power dissipation for nominal condition	0.38 W

Output data

Output voltage range	3 V DC ... 33 V DC
Limiting continuous current	3 A (see derating curve)
Maximum inrush current	15 A (10 ms)
Voltage drop at max. limiting continuous current	≤ 200 mV
Output circuit	2-wire, floating
Type of protection	Reverse polarity protection
	Surge protection
Protective circuit/component	Polarity protection diode

Connection data, input side

Connection name	Input side
Connection method	Screw connection
Stripping length	8 mm
Screw thread	M3
Conductor cross section solid	0.14 mm ² ... 2.5 mm ²
Conductor cross section flexible	0.14 mm ² ... 2.5 mm ²
Conductor cross section AWG	26 ... 14

Connection data, output side

Connection name	Output side
Connection method	Screw connection
Stripping length	8 mm
Screw thread	M3
Conductor cross section solid	0.14 mm ² ... 2.5 mm ²
Conductor cross section flexible	0.14 mm ² ... 2.5 mm ²

Solid-state relay module - PLC-OSC-125DC/ 24DC/ 2 - 2980050

Technical data

Connection data, output side

Conductor cross section AWG	26 ... 14
-----------------------------	-----------

General

Test voltage input/output	2.5 kV (50 Hz, 1 min.)
Mounting position	any
Assembly instructions	In rows with zero spacing
Operating mode	100% operating factor
Flammability rating according to UL 94	V0
Designation	Standards/regulations
Standards/regulations	IEC 60664
	EN 50178
Degree of pollution	2
Overvoltage category	III

Standards and Regulations

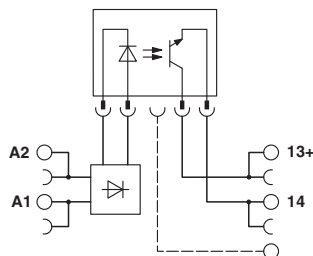
Connection in acc. with standard	CUL
Designation	Standards/regulations
Standards/regulations	IEC 60664
	EN 50178
Insulation	Basic insulation
Degree of pollution	2
Overvoltage category	III
Flammability rating according to UL 94	V0

Environmental Product Compliance

REACH SVHC	Lead 7439-92-1
China RoHS	Environmentally Friendly Use Period = 50
	For details about hazardous substances go to tab "Downloads", Category "Manufacturer's declaration"

Drawings

Circuit diagram



Approvals

Approvals

Solid-state relay module - PLC-OSC-125DC/ 24DC/ 2 - 2980050









Approvals

Approvals

GL / UL Listed / cUL Listed / UL Recognized / cUL Recognized / EAC / PRS / cULus Recognized / cULus Listed

Ex Approvals

Approval details

GL		http://exchange.dnv.com/tari/	46016-03 HH
UL Listed		http://database.ul.com/cgi-bin/XYV/template/LISEXT/1FRAME/index.htm	FILE E 172140
cUL Listed		http://database.ul.com/cgi-bin/XYV/template/LISEXT/1FRAME/index.htm	FILE E 172140
UL Recognized		http://database.ul.com/cgi-bin/XYV/template/LISEXT/1FRAME/index.htm	FILE E 238705
cUL Recognized		http://database.ul.com/cgi-bin/XYV/template/LISEXT/1FRAME/index.htm	FILE E 238705
EAC			RU C- DE.A*30.B.01082
PRS		http://www.prs.pl/	TE/2109/880590/16
cULus Recognized		http://database.ul.com/cgi-bin/XYV/template/LISEXT/1FRAME/index.htm	
cULus Listed			

Phoenix Contact 2018 © - all rights reserved
<http://www.phoenixcontact.com>

PHOENIX CONTACT GmbH & Co. KG
Flachsmarktstr. 8
32825 Blomberg
Germany
Tel. +49 5235 300
Fax +49 5235 3 41200
<http://www.phoenixcontact.com>