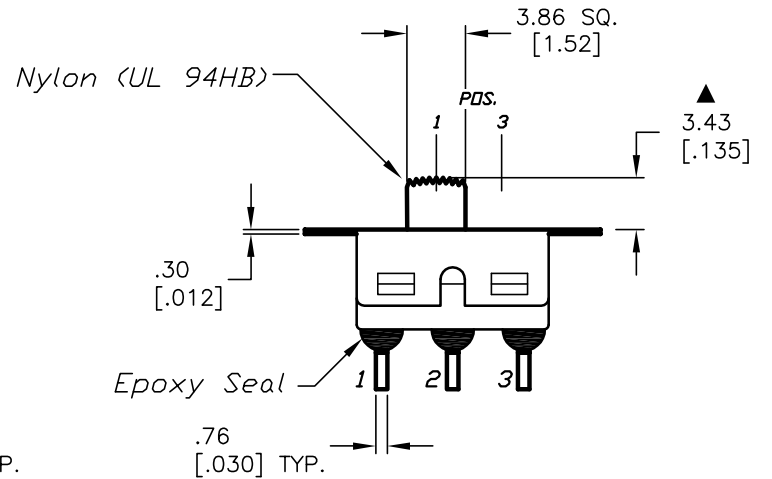
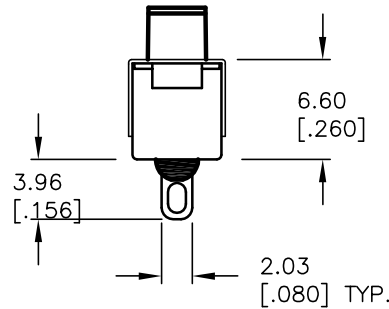
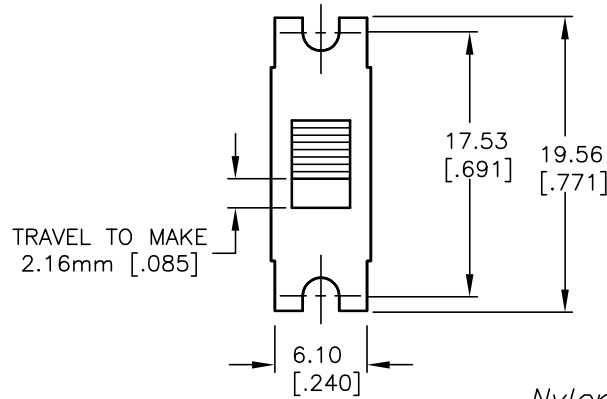
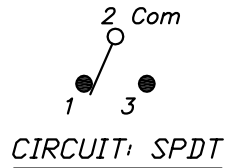
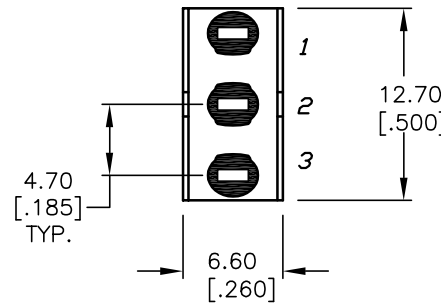


RECOMMENDED PANEL CUTOUT



NOTES:

1. ALL DIMENSIONS IN MM [INCH]
2. GENERAL TOLERANCE: X.X=±0.4
X.XX=±0.25
3. TERM NOS. FOR REF. ONLY
4. RATING: 5A @120VAC or 28VDC:
2A @250VAC
5. CONTACT MATERIAL:
Copper ALloy w/Silver plate
6. ELECTRICAL LIFE: 30,000 ACTUATIONS @Full Load
7. INSULATION RESISTANCE: 1000 Mega Ohms min.
8. DIELECTRIC STRENGTH: 1000V RMS @SEA LEVEL.
9. OPERATING TEMPERATURE: -30°C TO 85°C
10. ▲ DENOTES CRITICAL PARAMETER.



SWITCH FUNCTION		
PDS. 1	PDS. 2	PDS. 3
ON	NONE	ON
2-1	OPEN	2-3

E-SWITCH®

TITLE					500SSP1S4M1QEB				
SCALE	DATE	DR	DWG	REV	2:1	2/20/04	AR	T514002	A

A	13789	RELEASED FOR PRODUCTION	2/20/04	AR
REV.	ECN No.	DESCRIPTION	DATE	CHKD

THE INFORMATION CONTAINED IN THIS DOCUMENT IS PROPRIETARY TO E-SWITCH AND IS NOT TO BE COPIED OR TRANSFERRED