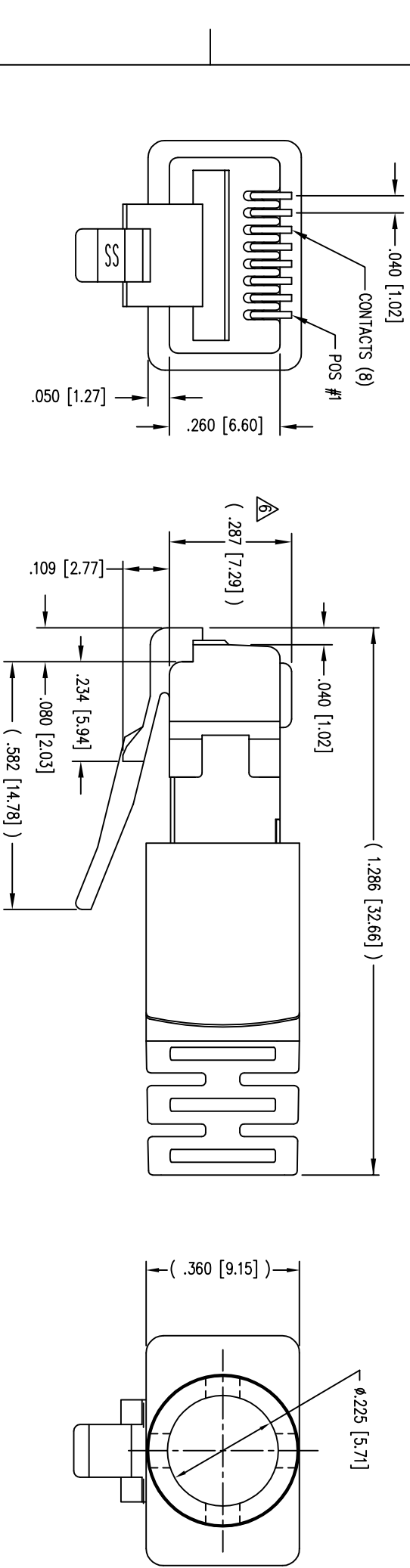
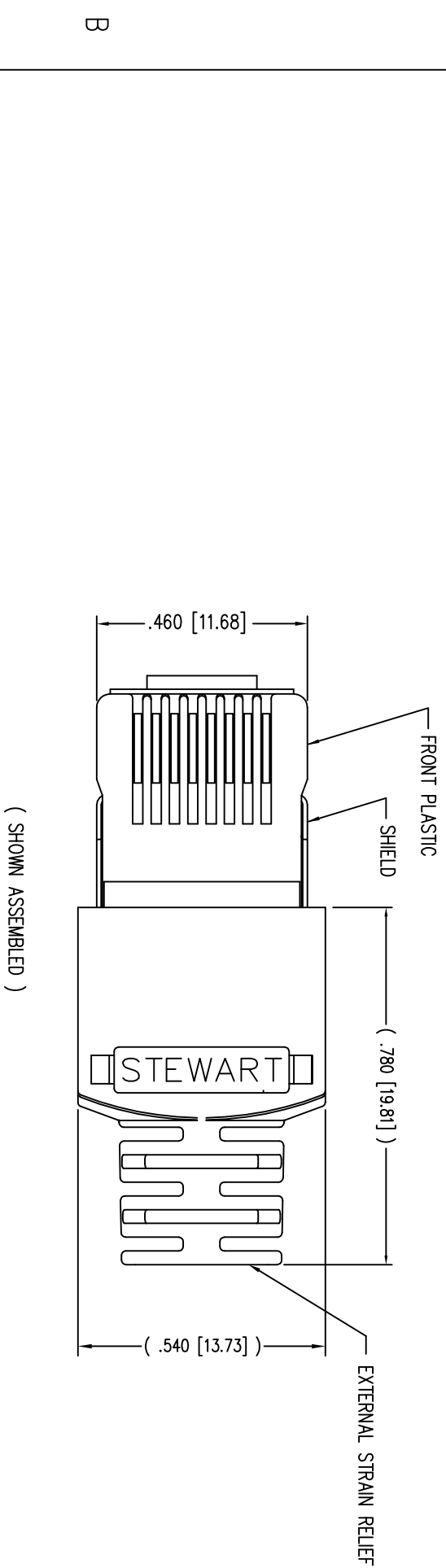
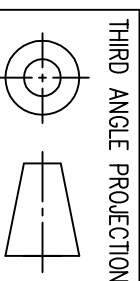

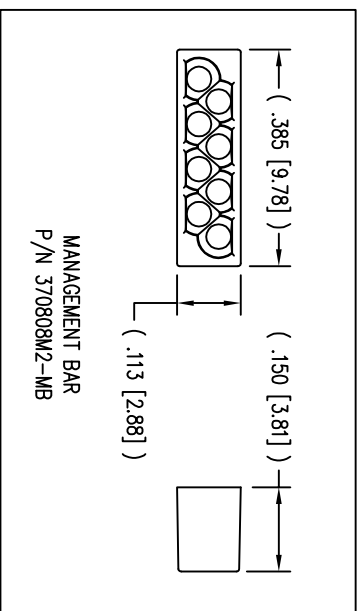
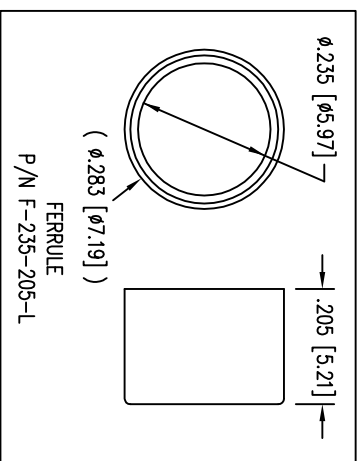


DATE	REV	EON	APP'D. BY
1/31/06	B1	7462	JM
8/20/10	B2	9054	JM
2-14-11	B3	9128	TRM
5-23-12	B4	9478	SMN



- NOTES:
- 1- PLUG KIT CONSISTS OF :  
PRE-INSERTED PLUG HOUSING & SHIELD  
MANAGEMENT BAR  
FERRULE  
HOUSING
  - 2- MATERIALS :  
FRONT HOUSING PLASTIC : CLEAR POLYCARBONATE, UL 94-V0  
MANAGEMENT BAR : CLEAR POLYCARBONATE, UL 94-V0  
SHIELD : TIN PLATED BRASS  
CONTACTS : PHOSPHOR BRONZE, SELECTIVE GOLD PLATING  
FERRULE : NICKEL OR TIN PLATED BRASS
  - 3- CONTACTS TERMINATE STRANDED & SOLID CONDUCTORS UP TO .042 [1.07] OUTSIDE DIAMETER OF INSULATION.
  - 4- FOR PRODUCT SPECIFICATION SEE PRO26-01.
  - 5- DIMENSIONS AND TOLERANCES COMPLY WITH TIA-1096 STANDARD.
  - △ TERMINATED PLUG HEIGHT: .237 [6.02] ±.005 [0.13]
  - 7- DESIGNED FOR CATEGORY 5/5e APPLICATIONS.

BULK	50 MICRO-INCHES [1.27um]	943-SP-370808SM2-A467
PACKAGE	CONTACT PLATING IN MATING AREA	PART NUMBER



DO NOT SCALE DRAWING  
DRAWING IS SUBJECT TO  
CHANGE WITHOUT NOTICE

DIMENSIONS: INCHES [METRIC]  
UNLESS OTHERWISE SPECIFIED  
TOLERANCES ARE ±.005 [0.13]  
ANGLES ARE ± 1°

SHEET NO. 1 OF 1

TITLE: SHIELDED CAT 5 PLUG

**Bel Stewart Connector**  
11118 Susquehanna Trail South  
Glen Rock, PA 17327-9199  
(717) 235-7512 Fax: (717) 235-7954  
<http://www.stewartconnector.com>

DRN BY: DAB	DATE: 1-11-02
APP'D BY: DG	DATE: 1-11-02
DWG NO. CT370043	REV. B4