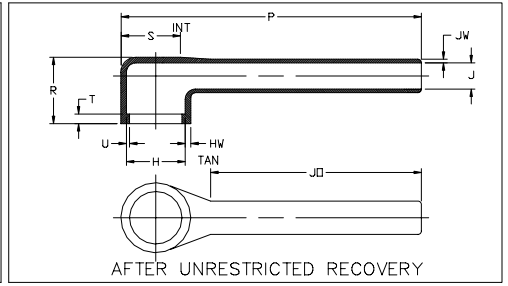
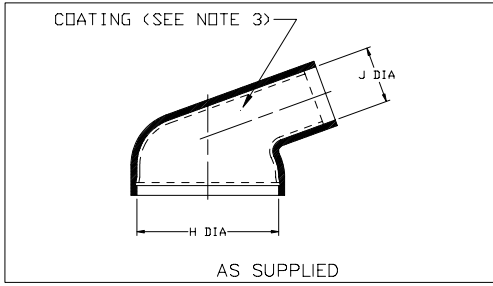


Molded Parts Specification Control Drawing

Part Number : 222D263-X-54
Description : Boot, 90°, With Lip

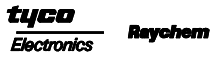
NOTES

- All dimensions are in $\frac{\text{inches}}{\text{[millimeters]}}$
- Dimensions appearing in table are as follows:
 - a - As Supplied
 - b - After Unrestricted Recovery
- Coating is required. As supplied dimensions appearing in table are for uncoated parts. When coating is added, entry diameters will be reduced by .06 max.



PART NUMBER	TABLE OF DIMENSIONS				P ±10%	R Ref	S Ref	T Ref	U Ref	JO Ref	HW ±20%	JW ±20%
	H		Min	Max								
	Min	Max										
222D263-X-54	a	b	a	b	a	b	b	b	b	b	b	b
	1.72 [43,7]	1.34 [34,0]	1.12 [28,4]	.48 [12,2]	4.75 [120,7]	1.08 [27,4]	1.32 [33,5]	.12 [3,05]	.065 [1,65]	3.00 [76,2]	.08 [2,03]	.045 [1,14]

**If this document is printed it becomes uncontrolled.
Check for the latest revision.**



TYCO ELECTRONICS
300 CONSTITUTION DRIVE
MENLO PARK, CALIFORNIA 94025

Revision : A
Date : 7/30/03

Part Number : 222D263-X-54
Description : Boot, 90°, With Lip

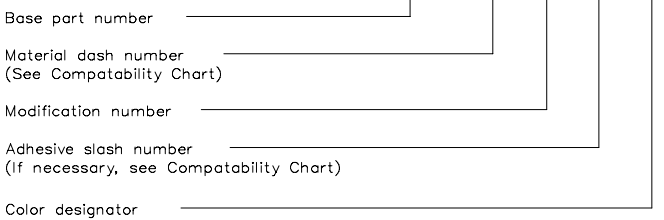
Molded Parts Specification Control Drawing

Part Number : 222D263-X-54
Description : Boot, 90°, With Lip

COMPATABILITY CHART					
MATERIAL DASH NO.	MATERIAL DESCRIPTION	RT SPEC	COATING SLASH NO.	COATING S NO.	COATING DESCRIPTION
-3	Polyolefin, Semi-rigid	RT-301	/86	S-1048	Adhesive

ORDERING INFORMATION

222D263 -3 -54 /86 -0



THIS DRAWING IS SUBJECT TO CHANGE WITHOUT NOTICE; CONSULT YOUR NEAREST FIELD REPRESENTATIVE FOR CURRENT REVISION



TYCO ELECTRONICS
300 CONSTITUTION DRIVE
MENLO PARK, CALIFORNIA 94025

Revision : A
Date : 7/30/03

Part Number : 222D263-X-54
Description : Boot, 90°, With Lip